



# Upgraded Distribution / Industrial Warehouse 20,000 - 56,883 sq ft **TO LET**

- Scotland's largest fully enclosed industrial / distribution park
- Direct access to Glasgow airport and J27 and J28 of the M8
- 24/7 security and CCTV
- 5 level access loading doors
- Minimum clear internal height 7.9m
- New office/welfare pod and extended yard

# GLASGOW AIRPORT



# westway

BLOCK L, UNITS 1-2C ■ GLASGOW AIRPORT ■ PA4 8DJ



## WESTWAY

Westway comprises over 1.7 million sq ft (160,000 sq m) of high quality logistics, manufacturing and office buildings. Units range in size from 4,000 sq ft to 150,000 sq ft.

Set in an attractive, landscaped environment. The Park is fully enclosed and benefits from 24 hour security, on-site patrols and CCTV.

## DESCRIPTION

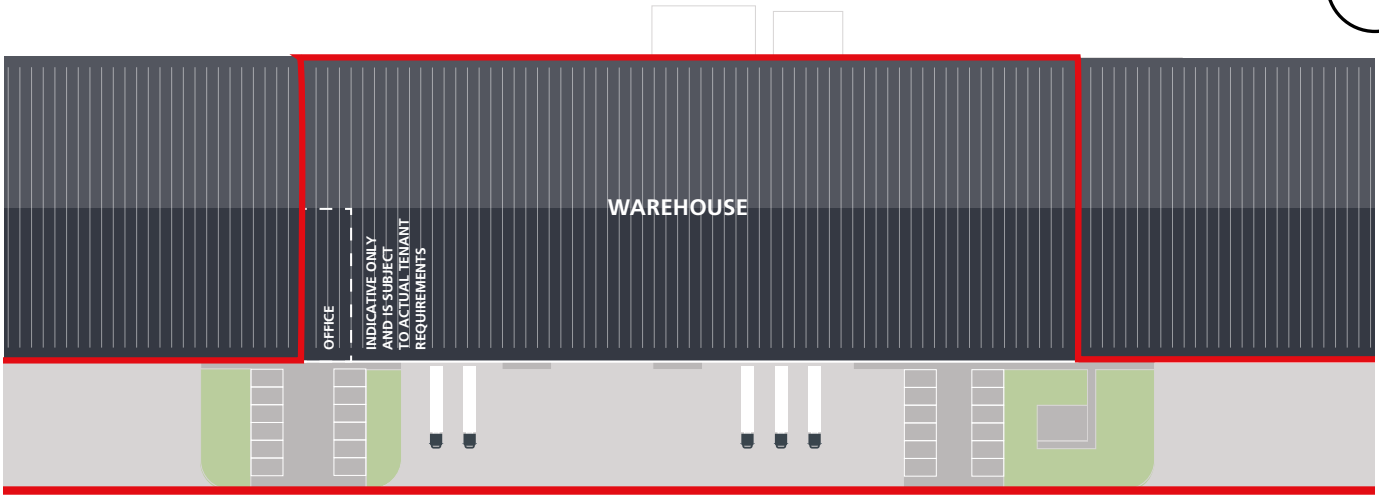
L1-2C is a large warehouse and distribution facility, with substantial dedicated service yard and ample on-site car parking. The unit benefits from five 4 x 4.5m level access loading doors and a minimum eaves height of 7.9m.

The unit can be sub-divided to accommodate smaller requirements from approx 25,000 sq ft with potential for 'build-to-suit' office and welfare accommodation to be installed to meet specific occupier requirements.

## MAJOR OCCUPIERS INCLUDE



# GLASGOW AIRPORT



  
**OPTIONAL SELF-CONTAINED OFFICE POD WITH TOILETS**

  
**DEDICATED CONCRETE YARD**

  
**LANDSCAPED ENVIRONMENT**

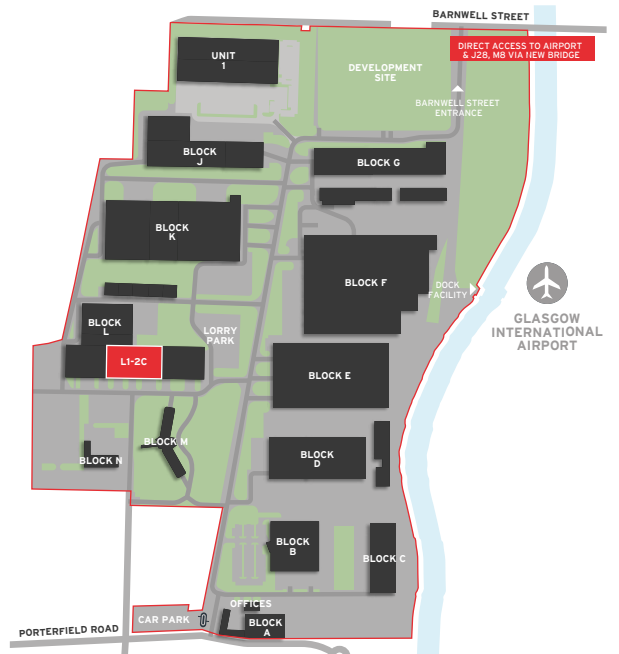
  
**AMPLE CAR PARKING SPACES**

  
**2 MINUTES FROM GLASGOW AIRPORT**

  
**HIGHLY VISIBLE FROM M8 & GLASGOW AIRPORT**

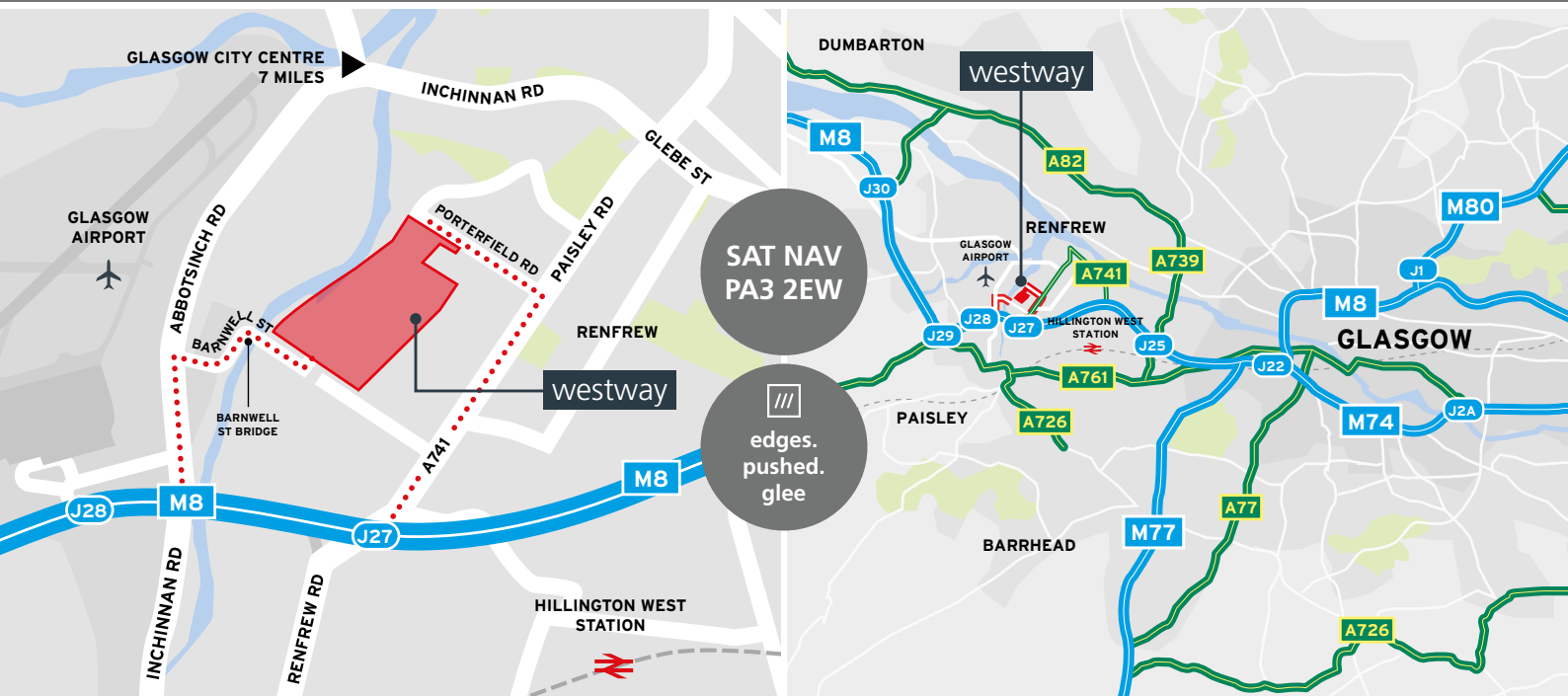
  
**7.9M CLEAR INTERNAL HEIGHT**

  
**24/7 SECURITY & CCTV**



ACCOMMODATION (GIA)	sq ft	sq m
Option 1	56,883*	5,284.6*

\*Potential to split



## LOCATION

Westway lies approximately 7 miles west of Glasgow City Centre and adjacent to Glasgow International Airport. The park is accessed via the four way J27 of the M8 motorway, just 1.2 miles away, which provides access to Glasgow, Edinburgh, the M74, M77, M80 and in turn the national motorway network.

The main entrance is situated on Porterfield Road just off the A741 which is the main arterial route from the M8. The new entrance via Barnwell Street will provide direct access to the airport, J28 of the M8 and Glasgow Airport Investment Area in just 2 minutes.

Westway will benefit from the significant additional local infrastructure being provided to the Glasgow Airport Investment Area with new roads, bridges, cycle routes and pedestrian footpaths improving access.



J28 M8	2 mins
J27 M8	3 mins
Glasgow	14 mins
Edinburgh	50 mins
Carlisle	1 hr 37 mins
Aberdeen	2 hrs 46 mins
Manchester	3 hrs 41 mins



King George V Dock	5 mins
Grangemouth Freight Hub	30 mins
Eurocentral Freight Terminal	30 mins
Rosyth Container Terminal	37 mins



Glasgow Airport	2 mins
Edinburgh Airport	50 mins

## EPC

EPC to be reassessed on completion of the refurbishment.

## SERVICE CHARGE

There will be a service charge payable for the repair and maintenance of common parts along with the security and services within the estate.

## FURTHER INFORMATION

Further information, plans and specifications are available through our joint sole agents.



**Andrew McCracken**  
07775 813 538  
andrew.d.mccracken@jll.com

**Scott McPherson**  
07596 316 625  
scott.mcpherson@jll.com



**Iain Davidson**  
07795 010 118  
iain.davidson@colliers.com

**Colin McManus**  
07795 613 227  
colin.mcmanus@colliers.com